

RF PRODUCT INFORMATION

Multi Layer Chip Diplexer – 2012 (0805)

- ISM Band 2.4GHz & 5GHz
- RFDIP2012100L0T

For WLAN 802.11b/g/a Combo Application

FEATURES

1. LTCC (Low Temperature Cofired Ceramics) Technology
2. Miniatured Size 2.00 x 1.25 x 1.00 mm³
3. Low Insertion Loss reduces power consumption
4. High Isolation
5. High band wide bandwidth design covers from 4.9GHz to 6.0GHz

ELECTRICAL CHARACTERISTICS

RFDIP2012100L0T	Band_1	Band_2
Central Frequency	2450 ± 50 MHz	5400 ± 500 MHz
Impedance	50 Ω	50 Ω
Insertion Loss	0.7dB	0.9dB
Return Loss	Min. 10 dB	
Attenuation	-20dB @ 4.9GHz -25dB @ 5.2GHz -25dB @ 5.8GHz	-25dB @ 2.45GHz
Ripple	0.5dB	

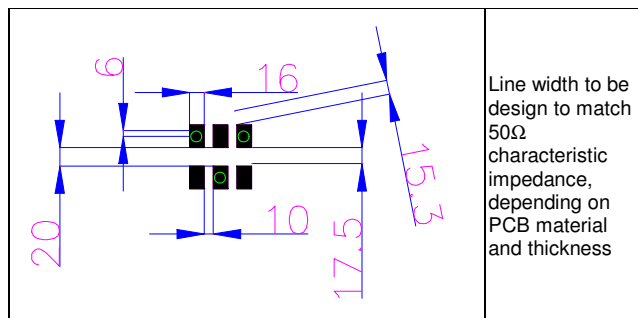
APPLICATIONS

- ISM Band 2.4GHz/ 5GHz WLAN 802.11b/g/a Combo Applications.
- Band-switching for dual-band system.

DIMENSION

Figure	Symbol	Dimension
	L	2.00 ± 0.15 mm
	W	1.25 ± 0.15 mm
	t	0.95 ± 0.10 mm
	a	0.20 ± 0.20 mm
	b	0.30 ± 0.20 mm
	c	0.35 ± 0.20 mm
	d	0.65 ± 0.20 mm

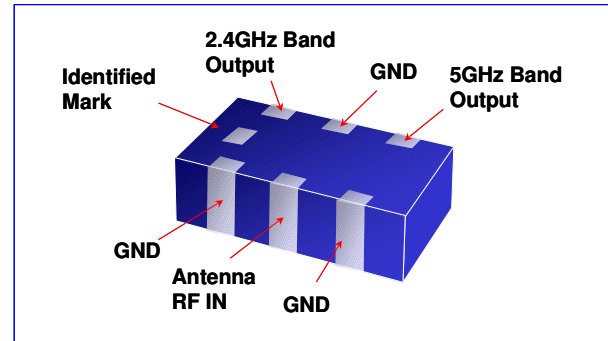
SOLDER LAND PATTERN



Patent Pending

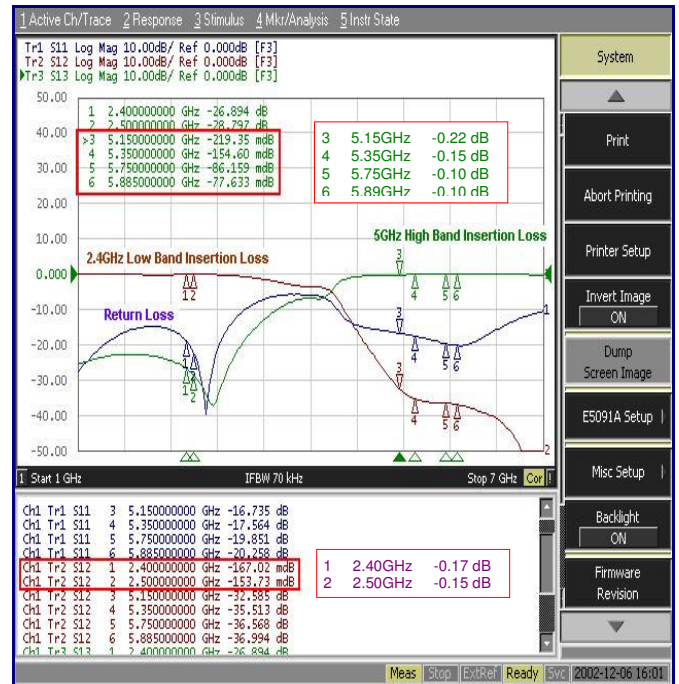


CONSTRUCTION



Outline of 2.4GHz/ 5GHz Diplexer (2012 size)

ELECTRICAL PERFORMANCE



CONTACT INFORMATION

For more information, please contact with **Walsin Technology Corporation.**

- Tel : 886-3-475-8711
 Fax : 886-3-475-5197
 E mail : info@passivecomponent.com
 Web Site : http://www.passivecomponent.com

Specification subject to change without prior notice.