

RF PRODUCT INFORMATION

LTCC Multi Layer Chip Band Pass Filter
– RFBPF2520120A1T Series
 For ISM Band 2.4GHz Application



FEATURES

- Miniature footprint: 2.5 X 2.0 X 1.2 mm³.
- **Low Insertion loss 1.5 dB typically.**
- High Rejection Rate
- High attenuation on 2nd and 3rd harmonic suppressed
- LTCC process

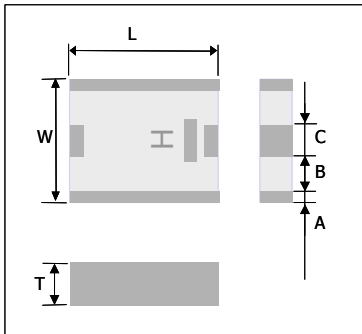
ELECTRICAL CHARACTERISTICS

Item	Specification
Frequency range (MHz)	2450 ± 50
Insertion Loss (dB)	1.7 max
VSWR	2.0 max
Attenuation (dB min.)	30 @ 900MHz 30 @ 1850 MHz 20 @ 2100 MHz 40 @ 4800 MHz 25 @ 7200 MHz (reference)

APPLICATIONS

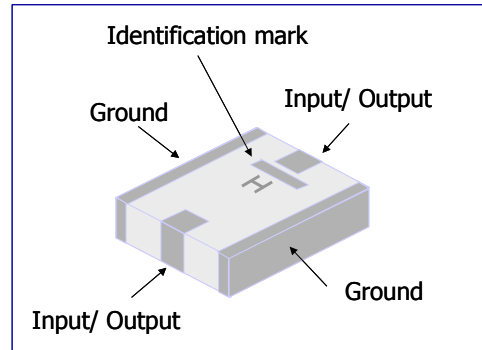
- 2.4GHz ISM band RF applications.
- Bluetooth, Wireless LAN 802.11b/g

DIMENSION



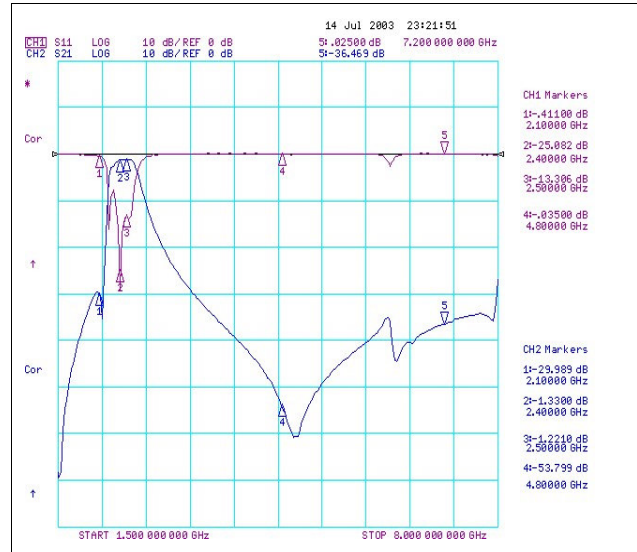
Symbol	Dimension
L	2.50 ± 0.20 mm
W	2.00 ± 0.20 mm
T	1.20 ± 0.10 mm
A	0.25 ± 0.20 mm
B	0.50 ± 0.20 mm
C	0.50 ± 0.20 mm

CONSTRUCTION



Outline of 2.4GHz Band Pass Filter 2520 size

TYPICAL ELECTRICAL PERFORMANCE



CONTACT INFORMATION

For more information, please contact with
Walsin Technology Corporation.

- Tel** : 886-3-475-8711
Fax : 886-3-475-5197
E mail : info@passivecomponent.com
Web Site : http://www.passivecomponent.com

Specification subject to change without prior notice.