'RF PRODUCT INFORMATION



Multi Layer Ceramic Band Pass Filter- 0805 (2012) size

RFBPF2012090A1T Series-Low Profile Design

For ISM Band 2.4GHz Application

FEATURES

- Miniature footprint: 2.0 X 1.2 X 0.9 mm^3.
- Low Profile Thickness
- Low Insertion loss (Typical -1.5dB)
- High Rejection Rate
- High attenuation on 2nd harmonic suppressed
- LTCC process

ELECTRICAL CHARACTERISTICS

Item		Specification
Frequency range (MHz)		2450 ± 50
VSWR		2.0 max
Impedance		50 Ω
Insertion Loss (dB)	25℃	≦1.7 dB
Attenuation (dB min.)		30 @ 900MHz 20 @ 1850 MHz 30 @ 4800 MHz

APPLICATIONS

- 2.4GHz ISM band RF applications.
- Bluetooth, Wireless LAN 802.11b/g, HomeRF

DIMENSION

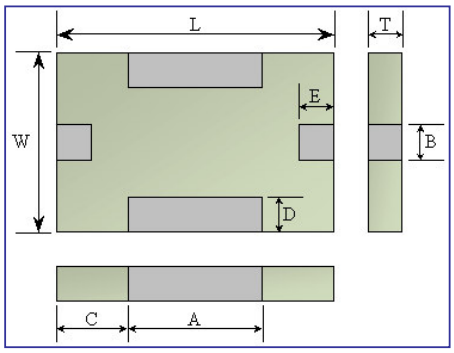

(In mm)

Symbol	Dimension	Symbol	Dimension
L	2.00±0.15	B	0.30±0.15
W	1.25±0.15	C	0.50±0.15
T	0.95±0.10	D	0.25±0.15
A	1.00±0.15	E	0.25±0.15

CONSTRUCTION

Outline of 2.4GHz Band Pass Filter 0805(2012) size

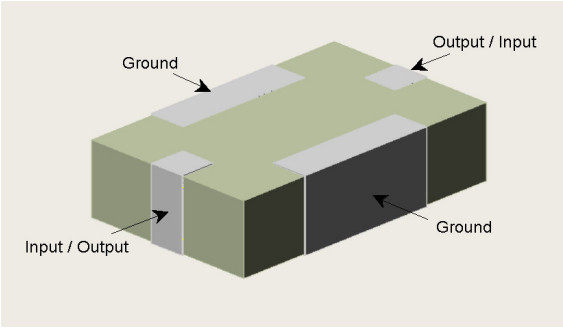

TYPICAL ELECTRICAL PERFORMANCE

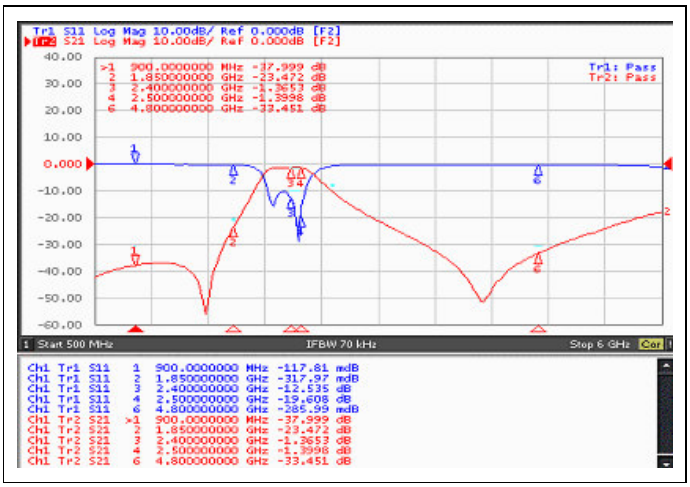

CONTACT INFORMATION

For more information, please contact with

Walsin Technology Corporation.

Tel : 886-3-475-8711
Fax : 886-3-475-5197
E mail : info@passivecomponent.com
Web Site : http://www.passivecomponent.com

Specification subject to change without prior notice.